

Depth Adjustment Assembly™
















Personalized monitor adjustment that maximizes your workspace.



The innovative Assembly meets or exceeds current depth adjustment capabilities and at no additional cost to the customer provides:

- Increased usable workspace made possible by the elimination of the base platform.
- Universal compatibility for Center, Linear, and Full Lift consoles.
- A robust slide and castor mechanism that accommodates the need for substantial monitor arrays.
- A center position handle for ease of reach that may be installed high or low for user preference.

watson

	Product			Product	
	MODEL NUMBER	PRICE		MODEL NUMBER	PRICE
Two Monitors				QDAA2	1,500
Three Monitors				QDAA3	1,600
Four Monitors				QDAA4	2,000
				QDAA4_1-3	2,000
				QDAA4_2-2	2,400
Five Monitors				QDAA5	2,100
				QDAA5_1-4	2,400
				QDAA5_2-3	2,400
Six Monitors				QDAA6	2,800
				QDAA6_1-5	2,500
				QDAA6_2-4	2,900
				QDAA6_3-3	2,500
Seven Monitors				QDAA7_3-4	2,900
Eight Monitors				QDAA8_2-6	3,400
				QDAA8_4-4	3,300

# of monitors	max size	max width	max weight
three	21 inches	18-1/2 inches	100 lbs
four	21 inches	18-1/2 inches	120 lbs
five to eight	21 inches	18-1/2 inches	150 lbs

